









Theme of the week – Tigers

Value of the week – Independence

Activities based on the interests of the children....



<p>This week's NELI story is "Don't Wake Up Tiger" by Britta Teckentrup</p>  <p>We will be developing our communication and language skills with special words throughout the week – hurry, rush, float, stroke and worry, as well as onomatopoeia words – Shh!, BANG! and SWOOSH! We will learn about tigers, floating and sinking and there will pretend birthday parties with plenty of opportunities to write recipes, menus and shopping lists.</p>	 <p>Our poem this week is called:</p> <p>Popcorn</p> <p>Popcorn, popcorn, sizzling in a pan, Shake it up, shake it up, Bam, Bam, Bam.</p> <p>Popcorn, pocorn, now it's getting hot, Shake it up, shake it up, Pop, Pop, Pop.</p> 	<p>We will be experimenting with shaving foam marbling, mixing orange and black paint into shaving foam to create a marble effect resembling a tiger's stripes.</p>  <p>We will learn how to join using hole punches and treasury tags. Using this skill we will be making books. We will be telling stories and mark making.</p> 
<p>Our value this week is Independence.</p> <p>We will be encouraging independence at school and acknowledging independence when we spot it. We may spot children doing their coat up, tidying up or washing their hands without being reminded.</p> <p>We love receiving and celebrating pink WOW stars so keep them coming in! What can your child do independently at home?</p> 	<p>We will be continuing to practise hearing the initial sounds of words starting with s, a, t, p, i. n. We will be playing Silly Soup and I spy. We will be continuing to learn oral blending with Metal Mike and Pat our parrot puppet. We will also be listening to the rhyming words in stories. We will continue to look out for and identify alliteration.</p> 	<p>Our Nursery rhymes of the week are 10 In The Bed</p>  <p>In Maths will be continuing to practise our number recognition using the counting stick, counting forwards, backwards and starting to think about 1 more than and 1 less than a number. We will be exploring repeated patterns and comparing lengths of objects.</p>



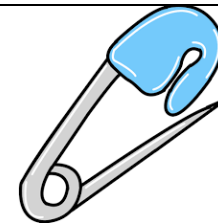
Oral Blending Game



First, talk about the pictures. Always model talking in a sentence so that the children can hear a full sentence. For example – I can see a dog and point to the dog. Then continue with the other pictures. Next tell the children you are going to be Pat the Parrot and say the sounds (not the letter names) d-o-g and ask your child – what can you hear, hopefully they will say dog and point to the dog. They may need the process repeated again a little quicker until the sounds become merged and a word can be heard. We have played this game in school.



shutterstock.com - 9699148



What Is Oral Blending?

Blending involves pulling together individual sounds with words. These skills are essential in order to for your child to learn to read. It takes a great deal of practise to master blending both orally and with written words. For example, when blending, you as the adult would clearly say aloud the individual sounds s-a-t, then repeat again a little quicker until the sounds become merged and a word can be heard. The fabulous thing is that it can be done anywhere – at home or even when out on a walk. When children can orally blend they can do something with the sounds that they can recognise.