




Dear Parents

In the event of school closure we have detailed below some suggested activities that you may wish to do with your child based on their current learning. The focus is on overlearning what they have been taught in school and ensuring that they are secure in these areas. For any writing activities, please allow the children to spell phonetically, unless it is a high frequency word or tricky word from phase 2 or 3.

1. Pack given out at parents evening:

- Phonics sheets, concentrate on phases 2 and 3. Children need to be secure with reading and writing these sounds and words. We move onto phase 4 after Easter.
- Story writing. The children are used to structuring stories using the Tales Toolkit. Please encourage the children to verbally say their story first before attempting to write anything, or you could scribe their lovely ideas. We have been encouraging the children to make their stories exciting by including adjectives (e.g. the deep, blue sea), and alliteration (e.g. Harry the hungry hippo)

The children use this checklist as a reminder of what they must include when they are writing sentences.

	Aa Bb Cc		.	
Say your sentence	Capital letters	Finger spaces	Full stop	Read it back

2. Other types of writing the children might choose to complete:

- write instructions for models they make / cooking they do / games they play.
- write a diary
- write letters or messages to family and friends

We encourage children to sequence their writing using the time connectives - first, then next after that, finally.

We have also attached a sheet showing the John Hampden letter formation.

3. Reading – continue to read the books you enjoy together and discuss the characters, what might happen next in the story, what has happened, what they would do etc.
- can children spot the tricky and high frequency words that they have been learning in texts that you read to them?
  - it is important that children are exposed to different types of different reading materials e.g. magazines, comics, poems, recipes etc.
4. Maths – for lots of lovely ideas and activities, please see the document produced for the Maths curriculum evening which can be found on the school website under: 'Curriculum / Early Years Foundation Stage / Mathematics in the Foundation Stage.pdf'
- counting in 2s, 5s, 10s
  - practise writing numbers (we have attached a sheet with the formation we use at John Hampden)

5. Whilst the children are off, it is important that they continue to be as active as possible, so we have detailed below some activity programmes that promote keeping fit and healthy in a fun way:

- Cbeebies / Boogie beebies
- Just dance kids
- Cosmic Kids Yoga

Do let us know if you find any other fabulous sites!

It is also important that the children keep developing their cutting skills, threading and practising how to do their zips and buttons up independently.

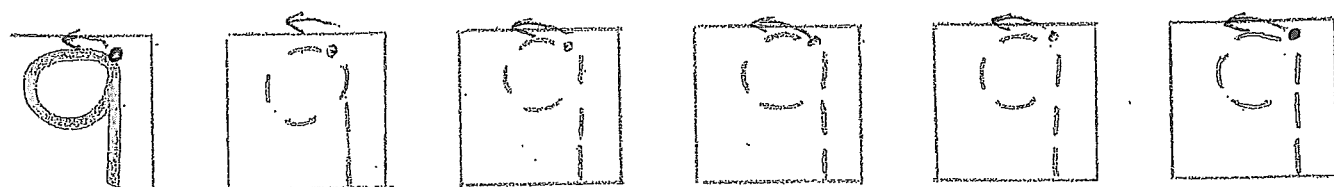


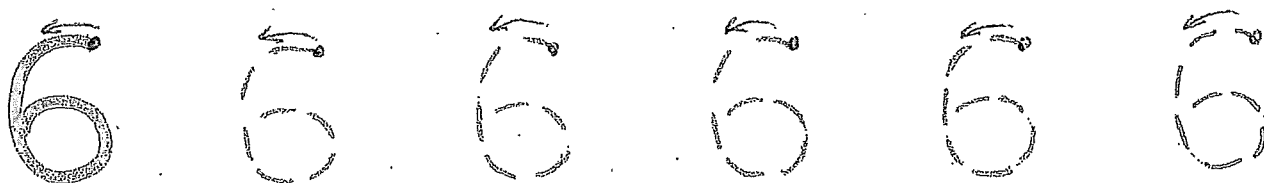



Other ideas:


- Have fun playing card games, board games, cooking, arts and crafts (using your recycling).
- Establishing rules and learning to take turns when playing games.

Other links that you may find useful:

- Twinkl have an offer in place to help parents in the event of school closures. If you would like to take advantage of one of their codes, please visit [www.twinkl.co.uk/offer](http://www.twinkl.co.uk/offer) and follow the instructions. The twinkl team have put together a suggested home learning pack by age group. Please select EYFS Early Years
- [www.phonicsplay.co.uk](http://www.phonicsplay.co.uk) – select Free Phonics Play / Parents / Interactive resources / Phase 2 or 3 and then choose a fun game.  
(Please note that the flash player does not work if accessed through Chrome!)
- Current Nature Detectives Topic Guide on the John Hampden website. Select 'Classes'.

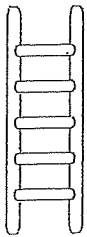
We have sent an exercise book home for the children to use if you wish.





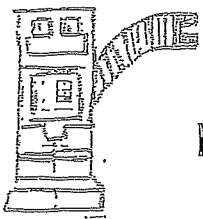
c o a d s g q

Start at the caterpillars head, come back round under his tummy and curl up for his tail.




l i t j u y

Start at the top, go down the long ladder and flick up at the end.



r n m b h k p

Start at the robots head, go down his body, back up his body and over his robots arm.



v w x z

Start at the top. Zig zag zig zag

# Curly Caterpillar Letters

c

o

a

d

g

q

s

# One Armed Robot Letters

r

n

m

h

k

p