











<p>PE</p> <p>Premier Sports</p> <p>Yoga – breathing, balance & control as well as activities to improve core strength.</p> <p>Mindful minutes.</p> 	<p>ENGLISH</p> <p>This half term the unit will be recounts. The children will start off by writing a recount about their Christmas Holidays.</p> <p>The children will learn about the structural and language features of a recount. Linked to our History focus, the children will apply their learning about recounts to the Great Fire of London. At the end of the unit they will write a recount about the Great Fire of London in a diary form.</p> 	<p>Firecrests Class</p> 	<p>MATHS</p> <p>Addition & Subtraction</p> <p>The children will focus on partitioning single digit, two-digit and three-digit numbers using pictorial representations and arrow cards.</p> <p>We will also look at fact families and number bonds to 10 and 20.</p> 	<p>MUSIC</p> <p>Songs & rhymes.</p> <p>Great Fire of London Music: London's Burning & Great Fire of London Rap.</p> <p>Playing percussion instruments to accompany singing, following a rhythm.</p> 				
<p>HIGH FREQUENCY WORDS</p> <p>Flashcards</p> <p>Put the cards face down and ask your child to pick a card and read the word out loud. Challenge them to write a silly sentence which uses that word in context!</p> <table border="1"><tr><td>the</td><td>that</td></tr><tr><td>not</td><td>look</td></tr></table>	the	that	not	look	<p>Outdoors, the children will have the opportunity to access a range of Independent Learning Activities. They will use still use the Tales Toolkit for their writing prompt.</p>	<p>Stories</p> 	<p>COMPUTING</p> <p>Scratch: Children will programme a sprite using laptops in the computing suite.</p> 	<p>ART</p> <p>Children will practise their mark making skills to decorate a winter scene.</p>  <p>MARK MAKING IDEAS</p>
the	that							
not	look							
<p>Core strength & crossing the midline</p> <p>We are focusing on our core strength and crossing the midline to help our motor skills and handwriting. You can practise this at home:</p> <p>Rub a dubs</p> <p>Gently rub your hand in a circle on your stomach. Stop, then pat your head with the other hand gently, Now do both at the same time and at a similar pace.</p> <p>You should be rubbing your stomach whilst patting your head. Try to maintain the difference in each movement. Swap around. Pat your stomach whilst rubbing your head.</p> 	<p>ENGLISH</p> <p>HANDWRITING</p> <p>With the focus on top horizontal joins. e.g. oo & ou, ow & oi, oy & oa</p> <p>READING/SPELLING</p> <p>Reading books.</p> <p>New Spellings linked to our Phonics Teaching during the week. A quiz will take place the following next High Frequency & Tricky words plus Year1 & Year 2 Common Exception words. Phonics games - blending to read & segmenting to spell using sounds taught.</p>	<p>Design & Technology</p> <p>Children will make a Great Fire of London House or Bakery.</p> 	<p>PSHE</p> <p>Setting personal & learning goals for the new year.</p> <p>Circle time games to promote discussion and questions linked to teamwork & working together.</p>	<p>FINE MOTOR</p> <p>Cutting activities.</p> <p>Funky Fingers</p> <p>Weaving & threading activities.</p> 