

Y1 Phonics Screening Check



- General Information about the Screening Check.
- The purpose of the check.
- How it is administered
- How you can support your child



What is the Phonics Screening Check?

- The government introduced the Phonics Screening Check to all schools in June 2012.
- All children in Year 1 take the test in June.
- Provides information for teachers and parents on how each child is progressing in phonics.

What is the purpose of the check?

- Helps to identify whether a child needs additional support at this stage so that they do not fall behind in this vital early reading skill.



What does it check?

It will check how well a child can:

- Sound out and blend graphemes in order to read simple words.
- Read phonically de-codable one-syllable and two-syllable words.

How is the check structured?

- 40 words – 4 words per page
- Real and pseudo words ('alien' words)
- 'Alien' words have pictures to make clear they are not real words.
- Words become progressively more challenging.



drap 

flarm 

lect 

voisk 


thin

peck

torn


cheek


fount 


wape 


pelck 

splune 

voo 

jound 

terg 

fape 

Please be aware that these resources are not endorsed by the Standards and Testing Agency or the DfE. These are created as **practice aids only** and cannot be used during the Year 1 phonics screening.

Why 'alien' words?

- The purpose of the alien words is to check the child's ability to use their phonic knowledge to decode.
- The words are made up of graphemes that they will have learnt.
- They can't be guessed!



How is the check administered?

- Class teacher - familiarity for children
- Quiet place- 1:1
- Takes around 5 to 10 minutes per child but no time limit
- Strict guidelines for teachers on how to administer the test to ensure consistency.

How is it marked?

Section 1				Section 2			
Word	Correct	Incorrect	Comment	Word	Correct	Incorrect	Comment
ten				who			
ten				pound			
trap				temp			
off				face			
pink				cramp			
cheer				blunt			
load				apron			
flats				sniff			
blue				de-			
stock				slide			
hold				neat			
clump				phone			
win				laurel			
going				trans			
week				trap			
chill				scribe			
girl				ruly			
start				finger			
best				dental			
books				starting			
				</			

What happens next?

- If a child does not meet the pass mark they are required to re-take the screening check in Year 2.
- The data is passed on to the Year 2 teachers so that they can plan any additional support that may be required.

How can you support your child?

- Keep practising the phonic sounds.
- Encourage your child to segment and blend new words when reading.
- Work on the words recently sent home in a pack to build confidence.
- Have fun making up 'alien' words that your child can segment and blend.

